

# BASA RULES OF SOCCER

AGE BALL SIZE		GAME LENGTH	# OF PLAYERS
U6 + U7	#3	20 min. halves	4v4: No GK
U9B+G	#4	22 min. halves	6v6: 5 +GK
U11 Girls	#4	25 min. halves	7v7 Girls: 6 +GK
U11 Boys	#5	25 min. halves	9v9: 8 +GK
U14 COED	#5	25 min halves	11v11 COED:10 +GK

## PRE-GAME ROUTINE

- Referees, coaches and their teams should arrive 15 minutes before game time so that every game will begin on time. As coaches, you must notify the parents of the 15 minute early arrival. This is especially important in bad weather as players need more time to prepare.
- Make sure that you are in the coaching area on the correct side of the field before the start of the game. (Refer to the field map in Section I.)
- Home team (red) supplies the ball; visiting team (white) calls the coin toss.
- Please initial the game card when your team is checked in.
- Have your captains ready for the coin toss 5 minutes before kick-off.
- Any non-rostered player violation will result in a forfeit for that team.

## 10 MINUTE WINDOW RULE

- Teams not ready for kick-off at game time will be allowed a 10 minute window. If your team is not ready after 10 minutes, your team will forfeit and a “scrimmage game” will be played in the amount of time left in your regularly scheduled game time.
- If the “late” team is ready to play before the 10 minute window has expired, that time will be deducted from the playing time at the end of each half. The referee will advise you of the revised time frame at the start of the game.

# VOLUNTEER COACHING

- In order to be a BASA Volunteer Parent coach you must have a player participating in the BASA Program on the team you would like to volunteer for (parent or sibling 16+)
- No recruiting of other recreational players is allowed in our program

## RECREATIONAL AGE GROUPS \*U6-U14\*

- U6= Kindergarten
- U7=1st Grade
- U9= 2<sup>nd</sup>-3rd Grade
- U11 Boys= 4<sup>th</sup>-5th Grade
- U14 COED= 6<sup>th</sup>-8<sup>th</sup> Grade

## COACHING AREA /may NEVER cross mid-field

- Both teams will stand on the same side of the field, in clearly marked coaching boxes, as indicated on map. Parents and spectators will stand on the other side of the field opposite their team
- A verbal warning will be given if a player or coach steps onto the field during live action, a caution card will be given next.
- Coaches or subs may not approach a referee on the field during dynamic play, for any reason.
- No more than 3 coaches are allowed on the sidelines.

## PLAYING TIME

### U-6, U-7, U-9,U-11 and U-14:

- 50% of total game time minimum. All players should PLAY!

## SUBSTITUTION

### U-6, U-7, U-9, U11 Girls: ON THE FLY

- **On the fly** -Coach calls player off and once they reach the sideline, the other player comes in.
- An injured player must come off the field of play.

### U-11 Boys, U-14 COED: ON STOPPAGES ONLY!

- Prior to throw-in by either team **if team in possession is subbing**; prior to a goal kick, by either team; after a goal by either team; after an injury, by either team, when the referee stops the play; at halftime.
- An injured player must come off the field of play. If any player is bleeding, they must come off the field and may re-enter the game as a substitution.
- Referee must be notified of all substitutions.
- Play will stop immediately in situations where Head contact is involved

## PLAYER EQUIPMENT

- A player cannot wear anything dangerous. (Rings, earring, bracelets, watch, etc.)
- Players may wear gloves and stocking caps in cold weather (no strings on hats)
- A player MUST wear shin guards **under their soccer socks.**
- Only molded soccer cleats or gym shoes NO BASEBALL/FOOTBALL CLEATS (FRONT TOE SPIKE)  
\*\*Refs: Please give a warning for first few games and ask coach to talk to parents about soccer cleats.
- The goalie shirt must be a different color than red or white.
- Glasses maybe used at the player's and parent's liability. An eyeglass waiver must be signed by a parent or guardian before the player is allowed to play while wearing street glasses. The coach must have this waiver available at all games (SCREEN SHOT ON PHONE IS GOOD AS LONG AS SIGNED AND REF SEES IT-this is not for Sport Goggles just regular glasses).

## THE REFEREE

- The referee is the only person who can make calls, with no interference from a coach, player, parent, or spectator.
- The coach is responsible for the behavior of his players and parents.

## ZERO TOLERANCE RULE

- BASA referees will not accept the slightest abuse (verbal or otherwise), unsportsman-like conduct, or dissent by gesture, from any participant. That behavior will be considered a "red card" offense and an immediate "send-off", out of sight, out of sound.

## RED & YELLOW CARDS

- The purpose of the "red card" is to eliminate any advantage gained by a player or coach by means of intentional violent conduct or serious foul play, verbal abuse or dissent, distraction of the referee by a team's observers or family members, or a second violation of U.S.S.F. rules after a caution was issued.
- The purpose of a "yellow card" is to indicate when a player has committed misconduct, as defined by FIFA Laws.

- The “red card” is the most serious infraction of U.S.S.F. rules and will have a prompting impact on both the players and the coaches when issued. A “red card” is an automatic one game suspension for the next played game, including tournaments, in addition to the “send-off” for the remainder of that current game. A “send-off” requires that person to leave the field of play, out of sight, out of sound, within 2 minutes. If that 2 minute warning is not complied with, the game will be forfeited by the team in violation.
- A “send-off” does not allow any opportunity for the player or coach to discuss or debate the matter nor to continue unacceptable behavior. The referee will show the “red card” in as quiet a manner as they can. Accept it not as a “personal issue”, but just a violation of the laws.
- The referees do “listen” to a fair amount of minor dissent on the field and they have been instructed to first make their point by a verbal warning.
- Two “red cards” or 4 “yellow cards” in a 365 day time frame will prohibit that player or coach from participating in any BASA sponsored league event or game for a period of one year from the date of the last violation.
- The coach is responsible for his or her team’s observers, and if an observer warrants a “red card”, that violation applies to the acting coach and both the offender and the coach must leave the field (out of sight, out of sound).
- All issued cards are final and will not be retracted. However, if you have a question about a card you received, please see the Senior Referee in charge at your field.

## KICK-OFF

- A kick-off is taken at the center spot. All players must be on their own side of the field.
- The ball may go forward or backward on the kickoff. All ages this should be a pass to start.
- The player kicking off must not play the ball again until it has been played by another player.
- BASA RULE: A goal can not be scored from a kick-off at any age level.

## U-6 through U-9:

- Opposing players must be at least 8 yards from the ball (outside the center circle.)

## U-11, U-14:

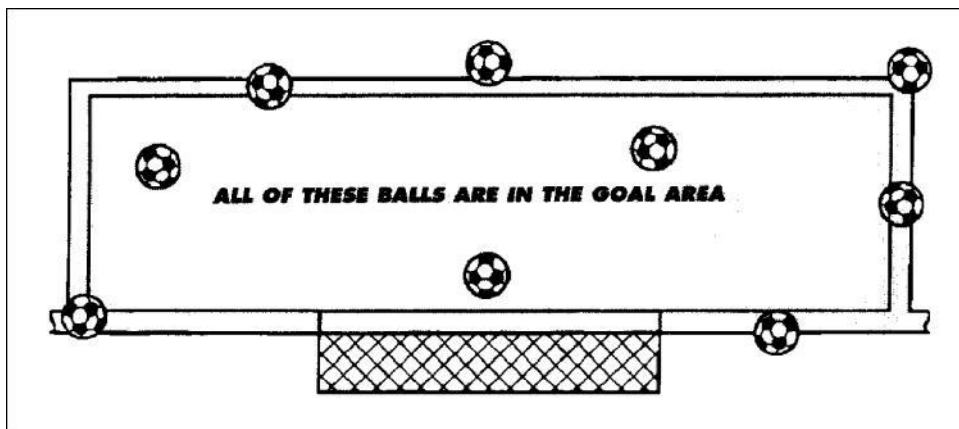
- Opposing players must be at least 10 yards from the ball (outside the center circle.)

## THROW-IN: U9-U14

- **No throw-ins for U6 and U7. ALL Restarts will be kick-ins or dribble ins.**
- U9-U14 Throw-ins are awarded to the team that did not touch the ball last before it went out of bounds.
- Both feet must be on the ground, feet must be behind the side line, and the ball must be thrown with both hands equally in one continuous movement from the back of the head and over the top of the head. The throw-in should be taken from the spot indicated by the referee.
- The goalie cannot pick up a throw-in.

## GOAL KICK

- A goal kick is taken by a player after the ball goes out of play past the goal line when last touched by an attacking player.
- U6 and U7 can dribble in on Goal Kicks. Ball is live on 2<sup>nd</sup> touch.



## CORNER KICK

- A corner kick is taken by the attacking team after the ball goes out of play past the goal line when last touched by a defending player.
- The corner kick is taken from the corner arc on the side of the field where the ball went out.
- A corner kick is a direct kick.

### U-6 and U-7: Kick/Dribble

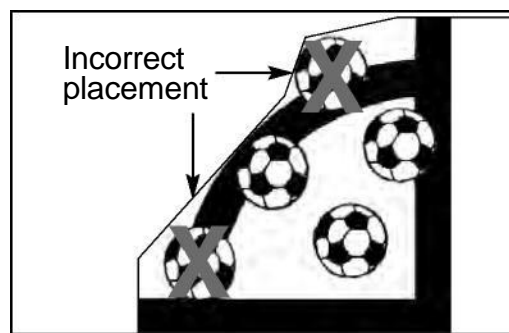
- Opponents must be at least 8 yards from the ball..
- Can dribble in or Kick in

### U-9 : Kick Only!

- Opponents must be at least 8 yards from the ball.

### U-11, U-14: Kick Only!

- Opponents must be at least 10 yards from the ball



## PASSING BACK TO GOALIE

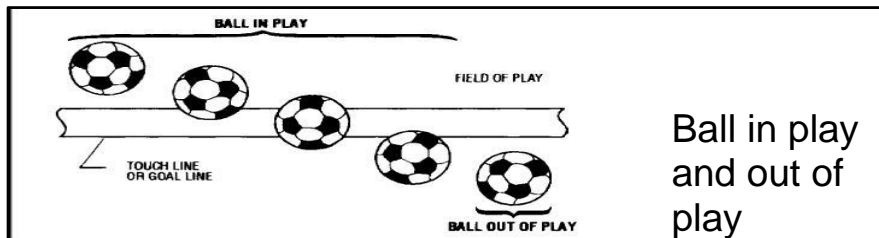
### U-6 and U-7: There is no goalie.

### U-9, U-11, U-14:

- If a player passes back to their goalie, the goalie cannot use his/her hands.
- If the goalie uses hands in this situation, a hand ball will be called by the referee and an indirect kick will be awarded. Refs @ U9 please issue a warning for the first offense then do an indirect kick if it happens again

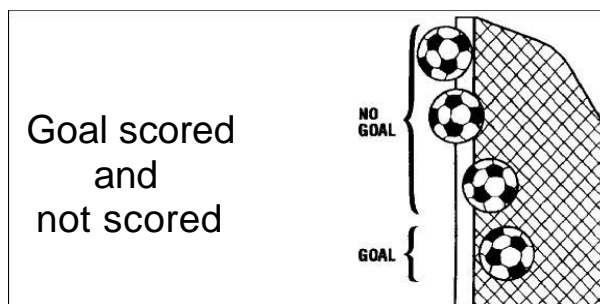
## BALL OUT OF PLAY

- When all of the ball is completely over the outside of the line.



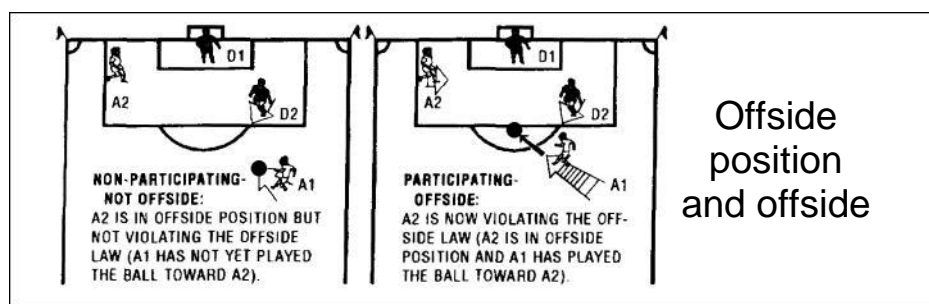
## SCORING

- A goal is scored when all of the ball is completely over the outside edge of the goal line between the posts.



## OFFSIDE (No offside at U6, U7 & U9)

- The position of the player at the moment the ball is played by a teammate determines offside.
- A player is in the offside position if there are fewer than 2 opponents ahead of him in the



opponents' half of the field.

- A player cannot be offside in their defensive half of the field

## DIRECT FOULS

- Kicking, tripping, hitting, holding, pushing an opponent or handling the soccer ball are the most common direct fouls.
- When a direct foul is committed, the opposing team is awarded a direct free kick or a penalty kick if the foul occurs in the penalty area.

### U-6, U7 & U-9: (No direct kicks)

- When a direct foul is committed, the opposing team is awarded an indirect kick. At U6-U9 if a foul is committed inside the goal box there is no penalty kicks. A kick will be taken indirect from outside the edge of the box.

## DIRECT KICK

- Kick taken from the point of infraction. A goal may be scored.

## INDIRECT FOULS

- Dangerous play, obstruction, charging the goalkeeper
- When indirect foul is committed, the opposing team is awarded an indirect kick.

## INDIRECT KICK

- A goal may be scored only if the ball is touched by one or more players after the indirect kick is taken.
- The player taking the free kick must not play the ball again until it is touched by another player.

### U-7, U-9:

- On Direct and Indirect Kicks Opponents must be at least 8 yards from the ball.

### U-11 & U-14:

On Direct and Indirect Kicks Opponents must be at least 10 yards from the ball

## HEADING:

**USSF NEW HEADING LAW OF THE GAME: ALL BALLS HEADED (BOTH OFFENSEIVELY AND DEFENSIVLY) FOR U6-U12**

**WILL RESULT IN AN INDIRECT FREE KICK FOR THE OPPONENT. NO PLAYER MAY HEAD THE BALL U6-U12 OUT OF THE AIR OR ON THE BOUNCE.**

**\*\*\*COACHES SHOULD NOT PRACTICE HEADING AT ALL THROUGHOUT THE SEAOSN IF YOU ARE U6, U7, U9, U11. U14 for no mor than 10 minutes per training.**

- .

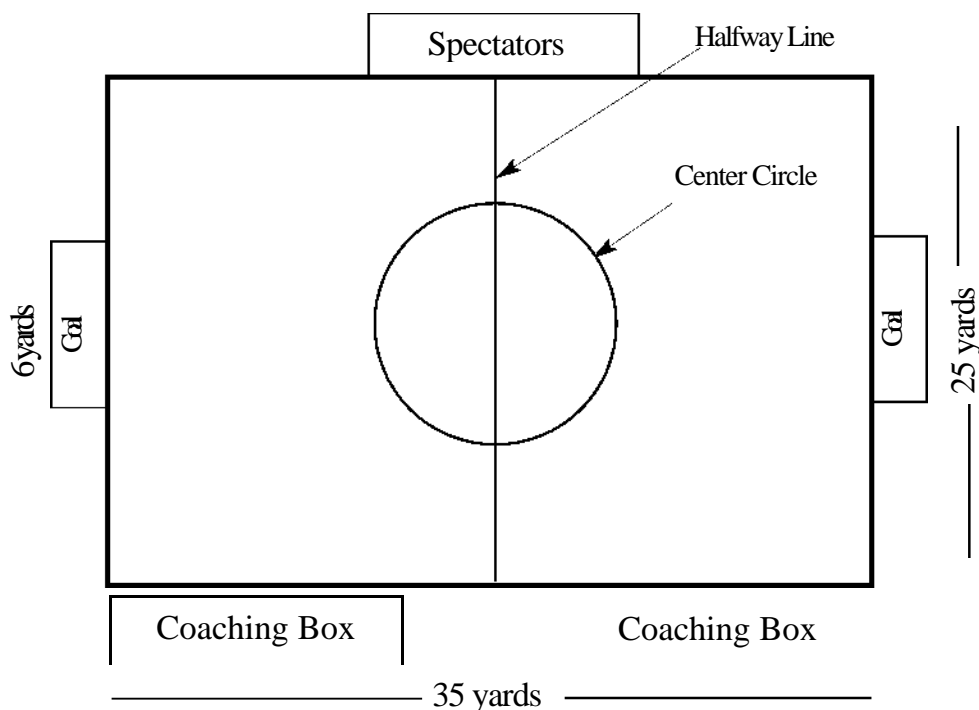
## PENALTY KICK —No PKS U6/U7/U9

- Awarded when a player commits a direct foul in their own penalty area U11 and above
- All players must be outside of the penalty area.
- The goalie is now allowed to move the feet sideways while remaining on the goal line

GRIEVANCES: Emailed to Emily@fcxsoccer.net

# U-6 and U-7 INFORMATION

1. Field size will be 35 yards long x 25 yards wide. Goals' size will be 4' high by 6' wide. Ball size 3
2. Uniform is the same as B.A.S.A.. All GAMES WILL BE 4v4 with NO GOAL KEEPERS.
3. Players must wear shin guards under their sock. PLAYERS ARE NOT ALLOWED TO HEAD THE BALL.
4. Only four players on the field for each team - NO GOALIE
5. Red team kicks off. White picks side to Defend.
6. There are 2x20 minute halves with a two minute halftime
7. Teams change direction at half-time. **Coaches should not focus on score. If a team is up by more than 4 their opponent can add a player. More than 5 add 2 players. Please try and create the best environment for both teams.**
8. All players MUST play equal playing time each game.
9. All balls out of play are dribble ins or kick ins (dribble if you have space, pass if not)
10. There will be no offsides called, and no direct penalty kicks.
11. Intentional hand balls will be called, and an explanation will be given to the player by the coach/referee. The other team will be given an indirect kick.
12. Fouls that will be called are: holding; charging from behind; pushing with hands; tripping; hand balls; dangerous play
13. The referee is the only person who may make calls, with no interference.
14. **All COACHES MUST REMAIN ON THE SIDELINES.**
15. **U6 DEVELOPMENTAL RULE: On all goal kicks the opposing team (TEAM NOT TAKING KICK) must drop all players behind the half line. Once the player taking the goal kick passes or begins to dribble the game is live.**

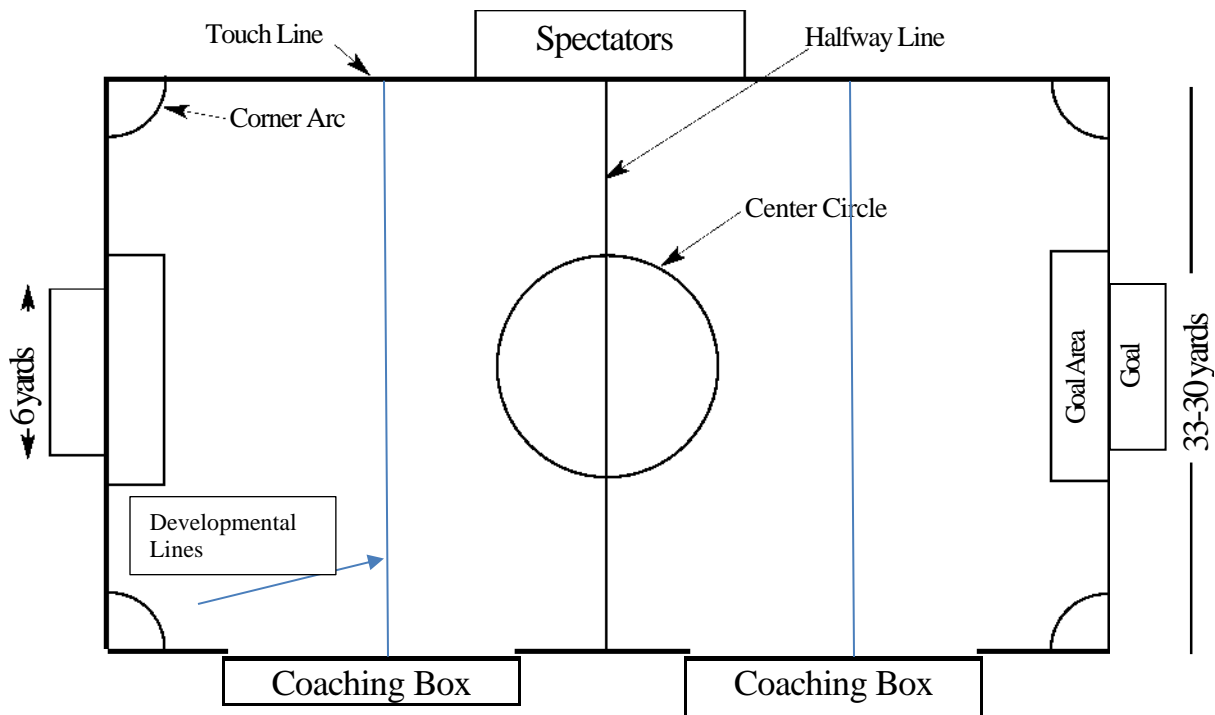




# U-9 INFORMATION

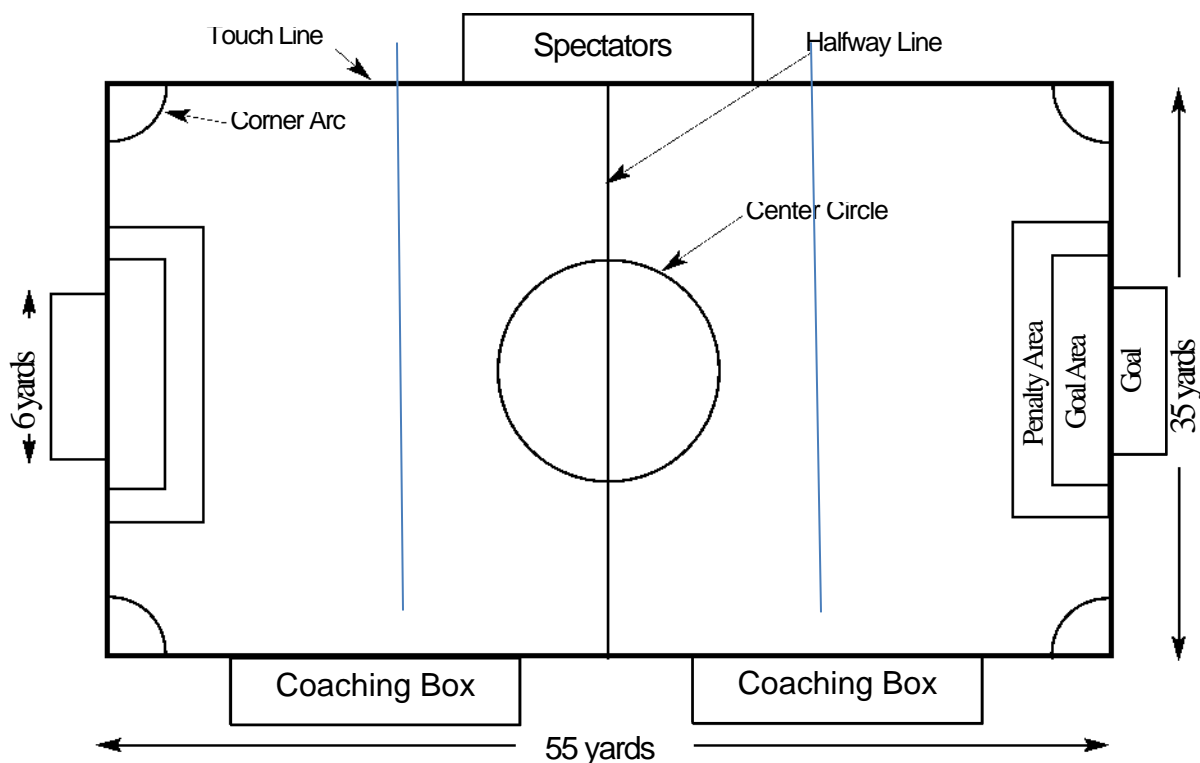
1. Field size will be not more than 45-50 yards long x 35 yards wide
2. Ball size is #4. NO HEADING ALLOWED AT ALL.
3. Goals' size will be 6' high by 12 1/2' wide.
4. U9 Boys and Girls will play 6v6 (1 must be a GK). Minimum number is 4.
5. There are 2x 22 minute halves with a two minute halftime. Substitutions on the fly or for injured player.
6. All balls over sideline will be throw ins. All balls over end line will be goal kicks (no dribble ins). **All opponents should be 8 yards back**
7. Substitutions are on the FLY
8. **Coaches should not focus on score. If a team is up by more than 4 their opponent can add a player. More than 5 add a 2<sup>nd</sup> player. Please try and create the best environment for both teams.**
9. Each player should play a minimum of 50% of the total game time
10. There must be a new goalkeeper for each half. NO EXCEPTIONS. **All players MUST PLAY all four field positions throughout the season!**
11. Both teams will stand on the same side of the field as indicated on map. Parents on opposite side.

**DEVELOPMENTAL RULE. ALL U9 GAMES WILL HAVE A BASA DEVELOPMENTAL RULE IN EFFECT:** When the GK makes a save and on all Goal Kicks the opponent (team not in possession of the ball) must drop all players back behind the build out line. This will allow the goal keeper to have the option to play the ball short to a teammate who should now have time to begin to build the play up. \*Goal keepers may not punt only throw or put it down to their feet and make a SIMPLE pass to a teammate or pass/throw the ball long if they chose. Once the goal keeper connects the pass (TEAMMATES MUST TOUCH THE BALL) the game is live or if GK kicks directly over build out line the game is live.



# U-11 Girls INFORMATION

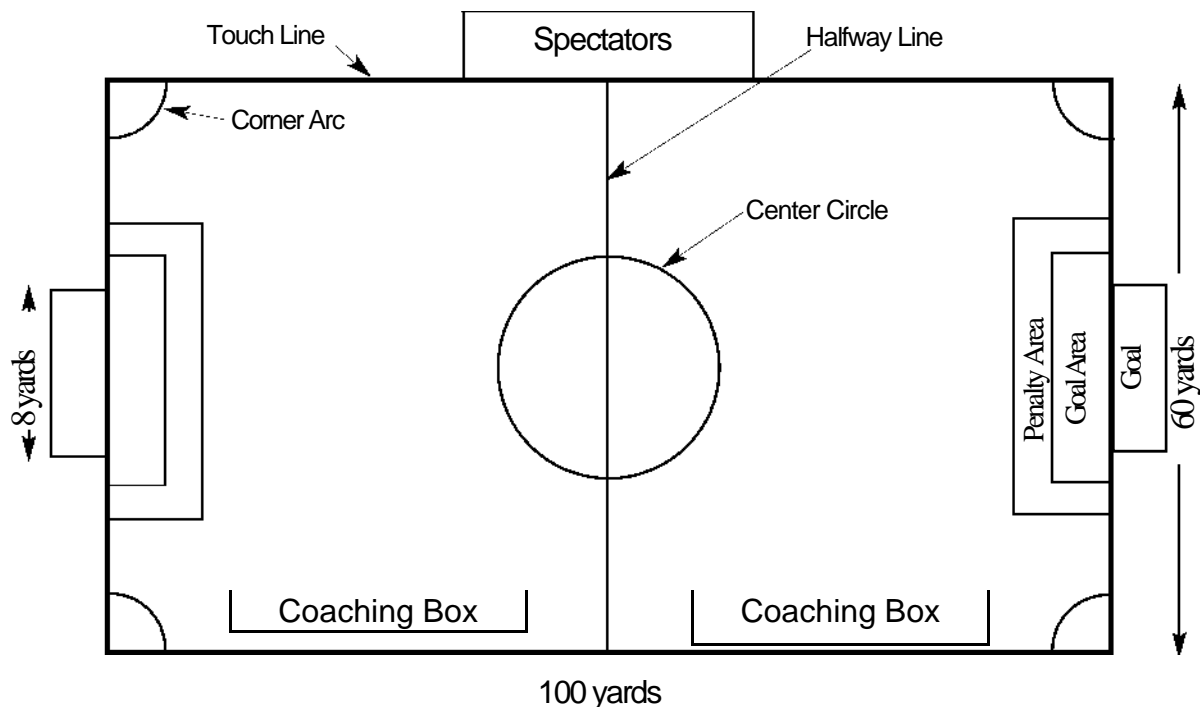
1. Field size will be 55 yards in length and 35 yards in width. Ball size #4
3. Goals' size will be 6' high by 18 1/2' wide. PLAYERS ARE NOT ALLOWED TO HEAD THE BALL.
4. U11 Girls will play 7v7.
5. There are two 25 minute halves with a 2 minute half-time break.
6. Substitutions: ON THE FLY
7. Each player should play a minimum of 50% of the total game time.
8. Both teams will stand on the same side of the field as indicated on map. Parents and spectators will stand on the other side of the field.
9. **Coaches should not focus on score. If a team is up by more than 4 their opponent can add a player.**  
**Please try and create the best environment for both teams.**
10. **ALL U11 GAMES WILL HAVE A BASA DEVELOPMENTAL RULE IN EFFECT:** When the GK makes a save and on all Goal Kicks the opponent (THE TEAM NOT IN POSSESSION OF THE BALL) must drop all players back behind the build out line This will allow the goal keeper to have the option to play the ball short to a teammate who should now have time to begin to build the play up. \*Goal keepers may not punt only throw or put it down to their feet and make a SIMPLE pass to a teammate or throw or pass long. **Once the goal keeper releases or passes the ball the game is live and the opponent can pressure (the opponent does not need to wait for the defender to take a touch)**



# U-11 Boys and U14 COED INFORMATION

1. Field size will be 100 x 60 yards (11Boys) 110x75 (U14Coed).
2. Ball size is #4 (U11 Boys) #5 (U14 COED).
3. Goals' size will be 7' x 21'(U11) 8' x 24' (U14)
4. U14 teams will play 11v11 (10+GK). U11 will play 9v9 (8+GK)
5. U11B/U14 Coed 2x25 minute halves
6. Substitutions: (See BASA Rules)
  - A. Prior to throw-in by either team \*If team in possession is subbing.
  - B. Prior to a goal kick, by either team.
  - C. After a goal, by either team.
  - D. After an injury, by either team, when the referee stops the play.
  - E. At half-time.
7. All players should play %50 of the game (minimum)
8. Punting is allowed for both U11 Boys and U14 Coed (no heading for U11). If header occurs indirect free kick for opponent at spot of infraction.
8. Both teams will stand on the same side of the field, as indicated on map. Parents and spectators will stand on the other side of the field.

## READ B.A.S.A. RULES!



## BASA Outdoor Recreational Rules Summary Chart

Age	U6	U7	U9	U11 Girls	U11 Boys	U14 COED
Ball Size	3	3	4	4	4	5
Game Length	2x 20 min	2x 20 min	2x 22 min	2x 25 min	2x25 min	2x25 min
Heading + Punting	NO + NO	NO + NO	NO + NO	NO + NO	NO + YES	YES + YES
Number of Players	U6 4v4 (Min 2)	U7 4v4 (min 2)	U9 6v6 (min 4)	U11 7v7 (min 5)	U11B 9v9 (min 7)	U14 11v11 (min 8)
FIELDS	RB A/B/C/D	RB A/B/C/D	RB 8/9/2/3	RB 2/3	RB 5	RB 4
Free Kick	All Indirect	All Indirect	All Indirect	Direct & Indirect	Direct & Indirect	Direct & Indirect
Distance for Kicks	8 yards away	8 yards away	8 yards away	10 yards away	10 yards away	10 yards away
Build Out Line	YES (Half line)	YES (Half line)	YES (dashed line)	YES (dashed line)	No	No
Offsides	No	No	No	Yes at half line	Yes at Half	Yes at Half
Throw Ins	Kick in or dribble-in	Kick in or dribble-in	Thrown in	Throw in	Throw in	Throw in
Substitutions	On the Fly	On the Fly	On the Fly	On the Fly	Throw ins, Goal kicks, Goals, Injury and other Stoppage	Throw ins, Goal kicks, Goals, Injury and other Stoppage

Remember to start and end games on time, and if you have to shave time, shorten the half time first  
 Always have a pre-game Meeting with the Coaches, to check the players in  
 Always try to work with the Coaches, they are responsible for their teams and their fans  
 Make sure to fill out the game card completely and have all referees sign the card after the game  
 Any issues, seek out the Mike, John, Celeste, or Emily.

**\*\*NO HEADING ALLOWED U6-U11. All headers result in an indirect Free Kick!**

**\*\*Developmental rule for all U6, U9 and U11 Girls games!**